



2026 Gold Cup DN World Championship

Poland, February 14th - February 21st
2026




Results are final as of 20:41 on February 20, 2026

Gold Fleet

Sailed: 5, Discards: 1, To count: 4, Entries: 40, Scoring system: Appendix A

Rank	Nat	SailNo	Name	Sex	YOB	Age	R1	R2	R3	R4	R5	Total	Nett
1		C-20	Rasmus Maalinn	M	1999		1.0	1.0	4.0	2.0	(6.0)	14.0	8.0
2		P-36	Karol Jablonski	M	1962	60+	2.0	(37.0)	1.0	1.0	9.0	50.0	13.0
3		C-36	Argo Vooremaa	M	1985		(6.0)	6.0	6.0	6.0	2.0	26.0	20.0
4		P-31	Robert Graczyk	M	1971	50+	4.0	(9.0)	9.0	5.0	4.0	31.0	22.0
5		P-254	Rafal Sielicki	M	1977		(9.0)	8.0	5.0	7.0	3.0	32.0	23.0
6		P-114	Michał Burczyński	M	1981		3.0	(16.0)	2.0	8.0	10.0	39.0	23.0
7		C-96	Hardi Laurits	M	1988		5.0	(14.0)	3.0	4.0	14.0	40.0	26.0
8		P-155	Łukasz Zakrzewski	M	1984		12.0	3.0	11.0	3.0	(15.0)	44.0	29.0
9		S-887	Gustav Lindén	M	2000		10.0	2.0	10.0	10.0	(37.0)	69.0	32.0
10		C-73	Eigo Helimets	M	1993		8.0	4.0	8.0	15.0	(18.0)	53.0	35.0
11		US-5166	Christopher Berger	M	1967	50+	13.0	7.0	(18.0)	9.0	12.0	59.0	41.0
12		M-53	Peter Hamrak	M	1968	50+	(16.0)	10.0	7.0	12.0	13.0	58.0	42.0
13		C-53	Joonas Kiisler	M	1989		(22.0)	12.0	12.0	11.0	8.0	65.0	43.0
14		P-13	Dariusz Kardas	M	1968	50+	7.0	18.0	(19.0)	19.0	5.0	68.0	49.0
15		P-243	Adam Szczesny	M	1979		20.0	5.0	24.0	(25.0)	7.0	81.0	56.0
16		P-311	Wojciech Worek	M	1978		(18.0)	11.0	15.0	16.0	16.0	76.0	58.0
17		P-338	Maciej Żarnowski	M	1977		19.0	17.0	21.0	(23.0)	1.0	81.0	58.0
18		P-431	Jarek Radzki	M	1969	50+	21.0	(28.0)	17.0	17.0	11.0	94.0	66.0
19		C-72	Marek Lentsius	M	1989		14.0	15.0	(27.0)	18.0	22.0	96.0	69.0
20		G-719	Andi Lachenschmid	M	1991		15.0	19.0	13.0	22.0	(30.0)	99.0	69.0
21		G-936	Jost Kolb	M	1964	60+	(25.0)	20.0	20.0	14.0	17.0	96.0	71.0

Rank	Nat	SailNo	Name	Sex	YOB	Age	R1	R2	R3	R4	R5	Total	Nett
22		P-55	Tomasz Zakrzewski	M	1975	50+	11.0	13.0	14.0	(41.0 DNF)	38.0	117.0	76.0
23		P-341	Rafał Ługowski	M	1977		23.0	22.0	16.0	(41.0 DSQ)	19.0	121.0	80.0
24		L-132	Oscar Lindell	M	1989		24.0	25.0	(32.0)	13.0	23.0	117.0	85.0
25		OE-213	Peter Uhlmann	M	1965	60+	17.0	29.0	(30.0)	20.0	27.0	123.0	93.0
26		C-80	Karl Ader	M	2002	Jr	27.0	26.0	(31.0)	21.0	20.0	125.0	94.0
27		P-104	Wojtek Baranowski	M	1969	50+	(41.0 DNF)	21.0	23.0	29.0	21.0	135.0	94.0
28		C-65	Jorgen Kuivonen	M	2004	Jr	28.0	23.0	(34.0)	24.0	25.0	134.0	100.0
29		S-867	Dideric van Riemsdijk	M	1963	60+	(34.0)	30.0	22.0	30.0	28.0	144.0	110.0
30		P-74	Jerzy Artur Taber	M	1966	50+	29.0	24.0	25.0	32.0	(34.0)	144.0	110.0
31		P-451	Robert Koziół	M	1971	50+	(41.0 DNF)	31.0	26.0	26.0	29.0	153.0	112.0
32		C-17	Erki Teras	M	1981		26.0	27.0	(33.0)	28.0	31.0	145.0	112.0
33		KC-5514	John Curtis	M	1967	50+	30.0	32.0	28.0	27.0	(33.0)	150.0	117.0
34		P-125	Dariusz Kosecki	M	1969	50+	32.0	(41.0 DNF)	35.0	31.0	26.0	165.0	124.0
35		G-107	Bernd Zeiger	M	1966	50+	(41.0 DNF)	35.0	36.0	35.0	24.0	171.0	130.0
36		H-852	Dennis de Rooter	M	1980		33.0	33.0	29.0	(36.0)	36.0	167.0	131.0
37		KC-5247	Jacek Marzenski	M	1964	60+	31.0	36.0	(37.0)	34.0	35.0	173.0	136.0
38		US-5352	Daniel Hearn	M	1961	60+	(41.0 DSQ)	34.0	38.0	33.0	32.0	178.0	137.0
39		S-8	Fredrik Lönegren	M	1964	60+	(41.0 DNC)	41.0 DNC	41.0 DNC	41.0 DNC	41.0 DNC	205.0	164.0
39		L-137	Teemu Rantanen	M	1989		(41.0 DNC)	41.0 DNC	41.0 DNC	41.0 DNC	41.0 DNC	205.0	164.0

Sailwave Scoring Software 2.38.02

www.sailwave.com



2026 Gold Cup DN World Championship

Poland, February 14th - February 21st
2026



Results are final as of 20:40 on February 20, 2026

Silver Fleet

Sailed: 4, Discards: 0, To count: 4, Entries: 39, Scoring system: Appendix A

Rank	Nat	SailNo	Name	Sex	YOB	Age	R1	R2	R3	R4	Total	Nett
1		Z-119	Maxime Bachelin	M	1998		9.0	1.0	1.0	1.0	12.0	12.0
2		S-906	Tom Hogard	M	2006	Jr	2.0	3.0	6.0	14.0	25.0	25.0
3		S-878	Tomasz Flisiak	M	1971	50+	12.0	5.0	2.0	7.0	26.0	26.0
4		D-366	Lars Oerum	M	1979		3.0	9.0	10.0	6.0	28.0	28.0
5		P-3	Kacper Worek	M	2004	Jr	4.0	8.0	4.0	15.0	31.0	31.0
6		D-112	Thomas Ebler	M	1969	50+	8.0	2.0	5.0	17.0	32.0	32.0
7		P-107	Marek Stefaniuk	M	1967	50+	19.0	7.0	3.0	4.0	33.0	33.0
8		G-390	Anja Fiedler	F	1972	50+	1.0	17.0	9.0	8.0	35.0	35.0
9		L-37	Timoleon Caravitis	M	1958	60+	10.0	4.0	15.0	11.0	40.0	40.0
10		P-247	Maciej Brosz	M	1979		16.0	11.0	12.0	2.0	41.0	41.0
11		G-8	Thomas Huber	M	1964	60+	17.0	13.0	7.0	5.0	42.0	42.0
12		L-103	Timo Lehmuskallio	M	1967	50+	15.0	12.0	13.0	3.0	43.0	43.0
13		S-881	Stefan Eriksson	M	1964	60+	6.0	10.0	17.0	12.0	45.0	45.0
14		S-907	Axel Alm	M	1978		5.0	14.0	8.0	19.0	46.0	46.0
15		S-844	Max Koszela	M	1981		7.0	18.0	11.0	10.0	46.0	46.0
16		Z-78	Ueli Marti	M	1965	60+	13.0	22.0	25.0	13.0	73.0	73.0
17		L-601	John Winquist	M	1962	60+	40.0 DNS	6.0	19.0	9.0	74.0	74.0
18		S-885	Niklas Philipson	M	1956	60+	14.0	27.0	18.0	18.0	77.0	77.0
19		C-71	Kristian Allikmaa	M	1983		11.0	16.0	27.0	24.0	78.0	78.0
20		T-4	Antanas Gerasimavicius	M	1998		28.0	19.0	14.0	22.0	83.0	83.0
21		D-156	Poul Joergensen	M	1956	60+	22.0	25.0	22.0	16.0	85.0	85.0
22		P-54	Pawel Matejak	M	1956	60+	24.0	24.0	16.0	23.0	87.0	87.0
23		OE-119	Walter Kölbl	M	1962	60+	23.0	21.0	23.0	21.0	88.0	88.0

Rank	Nat	SailNo	Name	Sex	YOB	Age	R1	R2	R3	R4	Total	Nett
24		L-69	Sam Fagerlund	M	1969	50+	18.0	15.0	20.0	40.0 DNF	93.0	93.0
25		H-845	Peter Greveling	M	1968	50+	21.0	20.0	26.0	26.0	93.0	93.0
26		US-5358	David Frost	M	1963	60+	27.0	26.0	21.0	20.0	94.0	94.0
27		G-102	Michael Hotho	M	1960	60+	25.0	23.0	28.0	27.0	103.0	103.0
28		US-3433	Robert Cummins	M	1946	60+	29.0	28.0	29.0	28.0	114.0	114.0
29		G-828	Peter Brög	M	1957	60+	26.0	40.0 DNF	24.0	25.0	115.0	115.0
30		P-150	Tomasz Stanczyk	M	1978		20.0	40.0 DNF	40.0 DNF	40.0 DNF	140.0	140.0
31		S-926	Anton Kristofferson	M		60+	40.0 DNC	40.0 DNC	40.0 DNC	40.0 DNC	160.0	160.0
31		Z-39	Jean-Claude Vuithier	M	1951	60+	40.0 DNC	40.0 DNC	40.0 DNC	40.0 DNC	160.0	160.0
31		K-13	David Howlett	M	1951	60+	40.0 DNC	40.0 DNC	40.0 DNC	40.0 DNC	160.0	160.0
31		C-21	Peeter Järvelaid	M	1982		40.0 DNC	40.0 DNC	40.0 DNC	40.0 DNC	160.0	160.0
31		C-43	Meelis Kosk	M	1985		40.0 DNC	40.0 DNC	40.0 DNC	40.0 DNC	160.0	160.0
31		L-112	Reko Suojanen	M	1969	50+	40.0 DNC	40.0 DNC	40.0 DNC	40.0 DNC	160.0	160.0
31		S-924	Karlsson Stefan	M	1963	60+	40.0 DNC	40.0 DNC	40.0 DNC	40.0 DNC	160.0	160.0
31		S-107	Stefan Bokfors	M		60+	40.0 DNC	40.0 DNC	40.0 DNC	40.0 DNC	160.0	160.0
31		L-133	Matti Nieminen	M	1974	50+	40.0 DNC	40.0 DNC	40.0 DNC	40.0 DNC	160.0	160.0



2026 Gold Cup DN World Championship

Poland, February 14th - February 21st
2026


















Results are final as of 20:40 on February 20, 2026

Bronze Fleet

Sailed: 4, Discards: 0, To count: 4, Entries: 38, Scoring system: Appendix A

Rank	Nat	SailNo	Name	Sex	YOB	Age	R1	R2	R3	R4	Total	Nett
1		P-102	Laura Banach	F	2004	Jr	1.0	5.0	5.0	2.0	13.0	13.0
2		Z-124	Bernard Vananty	M	1955	60+	10.0	6.0	2.0	3.0	21.0	21.0
3		L-147	Kimmo Viljamaa	M	1970	50+	8.0	4.0	4.0	5.0	21.0	21.0
4		G-51	Bernd Jahn	M	1967	50+	22.0	2.0	3.0	4.0	31.0	31.0
5		C-59	Ott Saar	M	2005	Jr	6.0	3.0	15.0	9.0	33.0	33.0
6		D-126	Lars Moeller	M	1954	60+	13.0	8.0	7.0	7.0	35.0	35.0
7		O-31	Madars Alvikis	M	1984		35.0	1.0	1.0	1.0	38.0	38.0
8		OE-250	Roland Huber	M	1956	60+	16.0	9.0	6.0	12.0	43.0	43.0
9		Z-42	Rudolf Fredy	M	1950	60+	9.0	16.0	8.0	10.0	43.0	43.0
10		Z-47	Jean-Pierre Comtesse	M	1943	60+	4.0	11.0	10.0	19.0	44.0	44.0
11		H-404	Martin van Wettum	M	1962	60+	15.0	7.0	16.0	11.0	49.0	49.0
12		Z-61	Marc-Martin Philippe	M	1956	60+	12.0	14.0	11.0	17.0	54.0	54.0
13		P-58	Jerzy Henke	M	1949	60+	2.0	15.0	18.0	20.0	55.0	55.0
14		L-155	Waltteri Moisio	M	1999		17.0	12.0	13.0	14.0	56.0	56.0
15		C-95	Rasmus Kuhi-Thalfeldt	M	2010	Jr	28.0	10.0	12.0	15.0	65.0	65.0
16		S-871	Leif Gimerus	M	1970	50+	32.0	13.0	23.0	6.0	74.0	74.0
17		C-56	Mart Toots	M	1989		5.0	21.0	28.0	21.0	75.0	75.0
18		P-442	Krzysztof Prot	M	1980		11.0	39.0 DNF	17.0	8.0	75.0	75.0
19		Z-25	Pierre Bachelin	M	1950	60+	34.0	19.0	9.0	13.0	75.0	75.0
20		G-44	Heiner Forstmann	M	1942	60+	27.0	20.0	19.0	18.0	84.0	84.0
21		P-379	Weronika Martynowska	F	2000		29.0	27.0	14.0	16.0	86.0	86.0
22		Z-133	Pierre-Alain Raynal	M	1958	60+	24.0	18.0	24.0	22.0	88.0	88.0
23		L-154	Claudia Mishima	F	1995		21.0	25.0	20.0	24.0	90.0	90.0

Rank	Nat	SailNo	Name	Sex	YOB	Age	R1	R2	R3	R4	Total	Nett
24		H-720	Joost van Raay	M	1957	60+	20.0	17.0	30.0	29.0	96.0	96.0
25		P-4	Maria Oleksy	F	1964	60+	23.0	22.0	27.0	25.0	97.0	97.0
26		G-508	Christian Goecke	M		60+	19.0	29.0	26.0	26.0	100.0	100.0
27		O-14(O-1)	Ruta Pampe	F	1993		33.0	28.0	22.0	23.0	106.0	106.0
28		P-44	Janusz Marek Taber	M	1944	60+	30.0	26.0	25.0	27.0	108.0	108.0
29		H-580	Johan Tolsma	M	1957	60+	36.0	24.0	29.0	28.0	117.0	117.0
30		C-103	Madis Metsalu	M	1987		3.0	39.0 DNC	39.0 DNC	39.0 DNC	120.0	120.0
31		P-2	Zdzislaw Prot	M	1949	60+	39.0 DNS	23.0	21.0	39.0 DNF	122.0	122.0
32		S-441	Hans Eriksson	M		60+	7.0	39.0 DNC	39.0 DNC	39.0 DNC	124.0	124.0
33		L-156	Sami Ekblad	M	1974	50+	14.0	39.0 DNC	39.0 DNC	39.0 DNC	131.0	131.0
34		K-11	Gareth Rowland	M	1957	60+	18.0	39.0 DNC	39.0 DNC	39.0 DNC	135.0	135.0
35		G-59	Frank Komorowski	M	1958	60+	25.0	39.0 DNC	39.0 DNC	39.0 DNC	142.0	142.0
36		KC-3475	Lester Druiven	M	1958	60+	26.0	39.0 DNC	39.0 DNC	39.0 DNC	143.0	143.0
37		US-5008	Peter Nordquist (T17)	M		60+	31.0	39.0 DNC	39.0 DNC	39.0 DNC	148.0	148.0
38		S-928	Jonatan Haeger	M		60+	39.0 DNS	39.0 DNC	39.0 DNC	39.0 DNC	156.0	156.0

Sailwave Scoring Software 2.38.02

www.sailwave.com