

2026 DN European Championship

Poland, February 14th - February 21st
2026















Results are provisional as of 17:51 on February 20, 2026

Gold Fleet

Sailed: 3, Discards: 0, To count: 3, Entries: 35, Scoring system: Appendix A

Rank	Nat	Code	SailNo	Name	Sex	YOB	Age	R1	R2	R3	Total	Nett
1		C	C-20	Rasmus Maalinn	M	1999		2.0	5.0	2.0	9.0	9.0
2		P	P-155	Łukasz Zakrzewski	M	1984		1.0	12.0	5.0	18.0	18.0
3		P	P-36	Karol Jablonski	M	1962	60+	3.0	4.0	12.0	19.0	19.0
4		P	P-114	Michał Burczyński	M	1981		8.0	16.0	1.0	25.0	25.0
5		P	P-254	Rafał Sielicki	M	1977		9.0	13.0	3.0	25.0	25.0
6		C	C-36	Argo Vooremaa	M	1985		5.0	14.0	7.0	26.0	26.0
7		M	M-53	Peter Hamrak	M	1968	50+	7.0	11.0	8.0	26.0	26.0
8		P	P-31	Robert Graczyk	M	1971	50+	15.0	8.0	4.0	27.0	27.0
9		C	C-96	Hardi Laurits	M	1988		6.0	15.0	10.0	31.0	31.0
10		C	C-53	Joonas Kiisler	M	1989		12.0	1.0	18.0	31.0	31.0
11		P	P-55	Tomasz Zakrzewski	M	1975	50+	10.0	9.0	13.0	32.0	32.0
12		C	C-73	Eigo Helimets	M	1993		16.0	2.0	14.0	32.0	32.0
13		P	P-13	Dariusz Kardas	M	1968	50+	14.0	6.0	16.0	36.0	36.0
14		S	S-887	Gustav Lindén	M	2000		18.0	3.0	17.0	38.0	38.0
15		P	P-243	Adam Szczesny	M	1979		13.0	7.0	21.0	41.0	41.0
16		P	P-338	Maciej Żarnowski	M	1977		11.0	25.0	6.0	42.0	42.0
17		P	P-431	Jarek Radzki	M	1969	50+	24.0	10.0	15.0	49.0	49.0
18		C	C-72	Marek Lentsius	M	1989		20.0	21.0	9.0	50.0	50.0
19		P	P-104	Wojtek Baranowski	M	1969	50+	4.0	18.0	29.0	51.0	51.0
20		Z	Z-119	Maxime Bachelin	M	1998		19.0	22.0	11.0	52.0	52.0
21		G	G-390	Anja Fiedler	F	1972	50+	17.0	23.0	23.0	63.0	63.0
22		S	S-878	Tomasz Flisiak	M	1971	50+	23.0	19.0	22.0	64.0	64.0
23		P	P-311	Wojciech Worek	M	1978		21.0	20.0	36.0 DNF	77.0	77.0

Rank	Nat	Code	SailNo	Name	Sex	YOB	Age	R1	R2	R3	Total	Nett
24		US	US-5166	Christopher Berger	M	1967	50+	22.0	29.0	26.0	77.0	77.0
25		P	P-107	Marek Stefaniuk	M	1967	50+	28.0	30.0	20.0	78.0	78.0
26		P	P-341	Rafal Ługowski	M	1977		36.0 DSQ	17.0	25.0	78.0	78.0
27		C	C-65	Jorgen Kuivonen	M	2004	Jr	25.0	26.0	28.0	79.0	79.0
28		KC	KC-5514	John Curtis	M	1967	50+	32.0	28.0	19.0	79.0	79.0
29		S	S-906	Tom Hogard	M	2006	Jr	26.0	24.0	32.0	82.0	82.0
30		P	P-3	Kacper Worek	M	2004	Jr	30.0	27.0	30.0	87.0	87.0
31		S	S-881	Stefan Eriksson	M	1964	60+	29.0	35.0	24.0	88.0	88.0
32		G	G-107	Bernd Zeiger	M	1966	50+	33.0	31.0	27.0	91.0	91.0
33		S	S-867	Dideric van Riemsdijk	M	1963	60+	27.0	33.0	31.0	91.0	91.0
34		D	D-126	Lars Moller	M	1954	60+	31.0	32.0	34.0	97.0	97.0
35		KC	KC-5247	Jacek Marzenski	M	1964	60+	34.0	34.0	33.0	101.0	101.0

Sailwave Scoring Software 2.38.02
www.sailwave.com

2026 DN European Championship

Poland, February 14th - February 21st
2026



Results are provisional as of 16:03 on February 20, 2026

Silver Fleet

Sailed: 2, Discards: 0, To count: 2, Entries: 34, Scoring system: Appendix A

Rank	Nat	Code	SailNo	Name	Sex	YOB	Age	R1	R2	Total	Nett
1		G	G-8	Thomas Huber	M	1964	60+	3.0	1.0	4.0	4.0
2		D	D-112	Thomas Ebler	M	1969	50+	1.0	4.0	5.0	5.0
3		L	L-132	Oscar Lindell	M	1989		9.0	2.0	11.0	11.0
4		S	S-844	Max Koszela	M	1981		5.0	10.0	15.0	15.0
5		L	L-601	John Winqvist	M	1962	60+	4.0	13.0	17.0	17.0
6		S	S-885	Niklas Philipson	M	1956	60+	2.0	17.0	19.0	19.0
7		D	D-366	Lars Orum	M	1979		12.0	8.0	20.0	20.0
8		P	P-451	Robert Koziol	M	1971	50+	6.0	15.0	21.0	21.0
9		C	C-17	Erki Teras	M	1981		8.0	14.0	22.0	22.0
10		C	C-80	Karl Ader	M	2002	Jr	11.0	12.0	23.0	23.0
11		L	L-147	Kimmo Viljamaa	M	1970	50+	15.0	9.0	24.0	24.0
12		L	L-103	Timo Lehmuskallio	M	1967	50+	14.0	11.0	25.0	25.0
13		P	P-125	Dariusz Kosecki	M	1969	50+	20.0	7.0	27.0	27.0
14		P	P-247	Maciej Brosz	M	1979		23.0	6.0	29.0	29.0
15		P	P-102	Laura Banach	F	2004	Jr	10.0	19.0	29.0	29.0
16		P	P-74	Jerzy Artur Taber	M	1966	50+	13.0	18.0	31.0	31.0
17		H	H-404	Martin van Wettum	M	1962	60+	7.0	28.0	35.0	35.0
18		H	H-852	Dennis de Ruiter	M	1980		19.0	16.0	35.0	35.0
19		OE	OE-213	Peter Uhlmann	M	1965	60+	33.0	3.0	36.0	36.0
20		P	P-65	Marek Bernat	M	1962	60+	32.0	5.0	37.0	37.0
21		Z	Z-78	Ueli Marti	M	1965	60+	17.0	21.0	38.0	38.0
22		D	D-156	Poul Jorgensen	M	1956	60+	18.0	26.0	44.0	44.0
23		US	US-5352	Daniel Hearn	M	1961	60+	21.0	24.0	45.0	45.0

Rank	Nat	Code	SailNo	Name	Sex	YOB	Age	R1	R2	Total	Nett
24		S	S-907	Axel Alm	M	1978		24.0	23.0	47.0	47.0
25		P	P-200	Roman Morgas	M	1968	50+	28.0	20.0	48.0	48.0
26		L	L-37	Timoleon Caravitis	M	1958	60+	26.0	22.0	48.0	48.0
27		Z	Z-124	Bernard Vananty	M	1955	60+	16.0	35.0 DNF	51.0	51.0
28		P	P-58	Jerzy Henke	M	1949	60+	25.0	27.0	52.0	52.0
29		C	C-71	Kristian Allikmaa	M	1983		31.0	25.0	56.0	56.0
30		G	G-102	Michael Hotho	M	1960	60+	27.0	29.0	56.0	56.0
31		G	G-936	Jost Kolb	M	1964	60+	22.0	35.0 DNS	57.0	57.0
32		US	US-5358	David Frost	M	1963	60+	30.0	30.0	60.0	60.0
33		H	H-845	Peter Greveling	M	1968	50+	29.0	35.0 DSQ	64.0	64.0
34		G	G-719	Andi Lachenschmid	M	1991		35.0 DNC	35.0 DNC	70.0	70.0

Sailwave Scoring Software 2.38.02

www.sailwave.com

2026 DN European Championship

Poland, February 14th - February 21st
2026



Results are provisional as of 20:47 on February 20, 2026

Bronze Fleet

Sailed: 2, Discards: 0, To count: 2, Entries: 33, Scoring system: Appendix A

Rank	Nat	Code	SailNo	Name	Sex	YOB	Age	R1	R2	Total	Nett
1		L	L-69	Sam Fagerlund	M	1969	50+	1.0	4.0	5.0	5.0
2		P	P-442	Krzysztof Prot	M	1980		5.0	2.0	7.0	7.0
3		Z	Z-47	Jean-Pierre Comtesse	M	1943	60+	3.0	5.0	8.0	8.0
4		Z	Z-25	Pierre Bachelin	M	1950	60+	11.0	1.0	12.0	12.0
5		OE	OE-250	Roland Huber	M	1956	60+	8.0	6.0	14.0	14.0
6		C	C-59	Ott Saar	M	2005	Jr	12.0	3.0	15.0	15.0
7		P	P-379	Weronika Martynowska	F	2000		2.0	14.0	16.0	16.0
8		Z	Z-42	Rudolf Fredy	M	1950	60+	6.0	16.0	22.0	22.0
9		G	G-828	Peter Brög	M	1957	60+	4.0	19.0	23.0	23.0
10		OE	OE-119	Walter Kölbl	M	1962	60+	16.0	7.0	23.0	23.0
11		S	S-871	Leif Gimerus	M	1970	50+	10.0	15.0	25.0	25.0
12		C	C-95	Rasmus Kuhl-Thalfeldt	M	2010	Jr	17.0	12.0	29.0	29.0
13		Z	Z-133	Pierre-Alain Raynal	M	1958	60+	21.0	9.0	30.0	30.0
14		H	H-580	Johan Tolsma	M	1957	60+	7.0	24.0	31.0	31.0
15		G	G-44	Heiner Forstmann	M	1942	60+	13.0	18.0	31.0	31.0
16		T	T-4	Antanas Gerasimavicius	M	1998		14.0	17.0	31.0	31.0
17		L	L-154	Claudia Mishima	F	1995		9.0	23.0	32.0	32.0
18		US	US-3433	Robert Cummins	M	1946	60+	19.0	13.0	32.0	32.0
19		P	P-4	Maria Oleksy	F	1964	60+	23.0	10.0	33.0	33.0
20		P	P-2	Zdzislaw Prot	M	1949	60+	26.0	8.0	34.0	34.0
21		Z	Z-61	Marc-Martin Philippe	M	1956	60+	15.0	20.0	35.0	35.0
22		C	C-56	Mart Toots	M	1989		25.0	11.0	36.0	36.0
23		O	O-14(O-1)	Ruta Pampe	F	1993		18.0	25.0	43.0	43.0

Rank	Nat	Code	SailNo	Name	Sex	YOB	Age	R1	R2	Total	Nett
24		L	L-155	Waltteri Moisio	M	1999		22.0	21.0	43.0	43.0
25		P	P-44	Janusz Marek Taber	M	1944	60+	24.0	22.0	46.0	46.0
26		P	P-54	Pawel Matejak	M	1956	60+	20.0	27.0	47.0	47.0
27		G	G-508	Christian Goecke	M		60+	34.0 DNF	26.0	60.0	60.0
28		P	P-34	Grzegorz Pieczko	M	1969	50+	27.0	34.0 DSQ	61.0	61.0
29		G	G-677	Matthias Hotho?	M	1968	50+	34.0 DNC	34.0 DNC	68.0	68.0
29		H	H-720	Joost van Raay	M	1957	60+	34.0 DNS	34.0 DNS	68.0	68.0
29		O	O-31	Madars Alvikis	M	1984		34.0 DNS	34.0 DNS	68.0	68.0
29		G	G-51	Bernd Jahn	M	1967	50+	34.0 DNS	34.0 DNS	68.0	68.0
29		Z	Z-87	Mathieu Conus	M	1979		34.0 DNS	34.0 DNS	68.0	68.0

Sailwave Scoring Software 2.38.02

www.sailwave.com